

May 10 & 11, 2024

Judge:

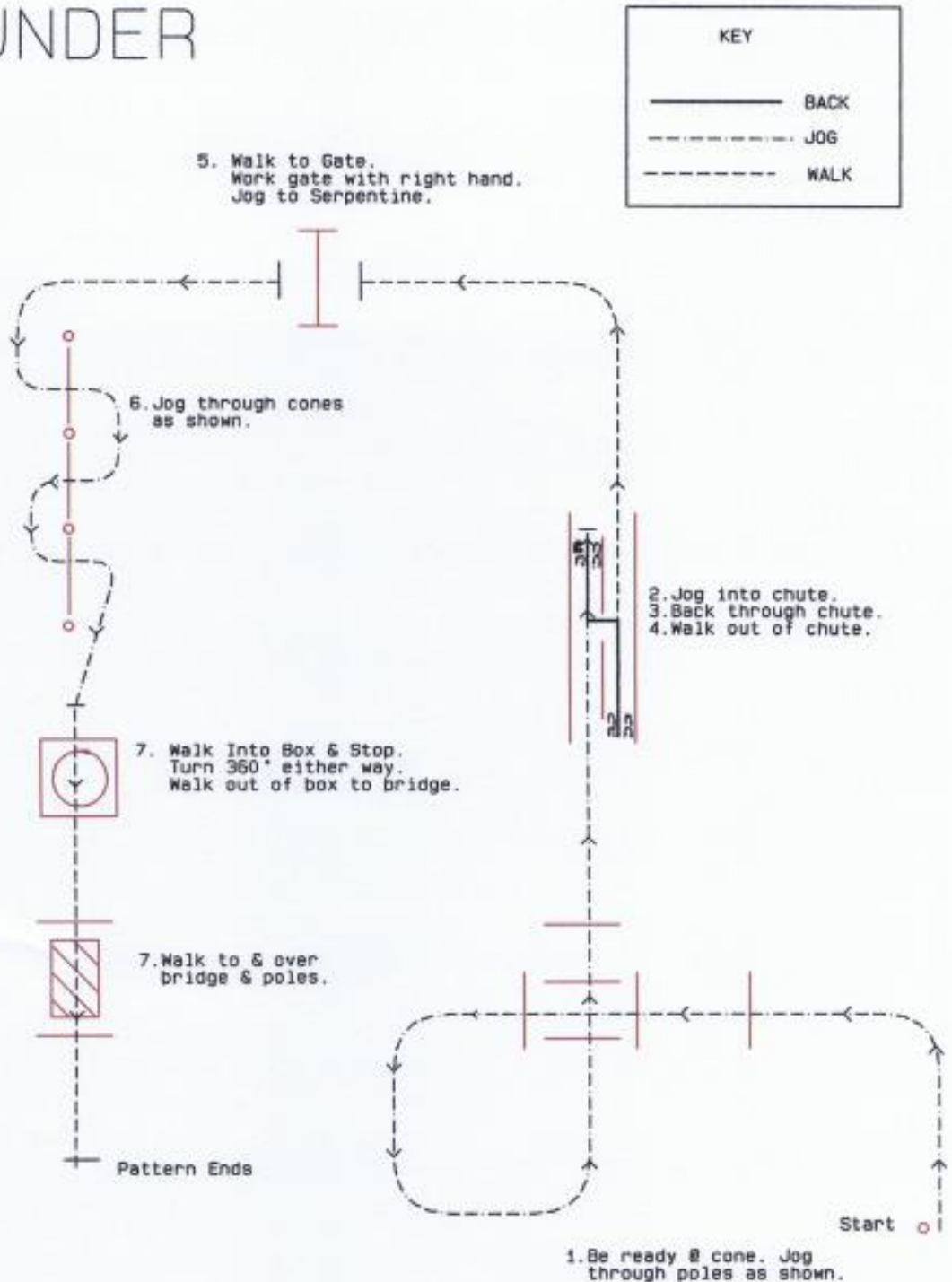
Suzy Jeane

Hunt
County
Horseman's
Association



CLASS # 1 - 3

WALK - TROT 9 & UNDER

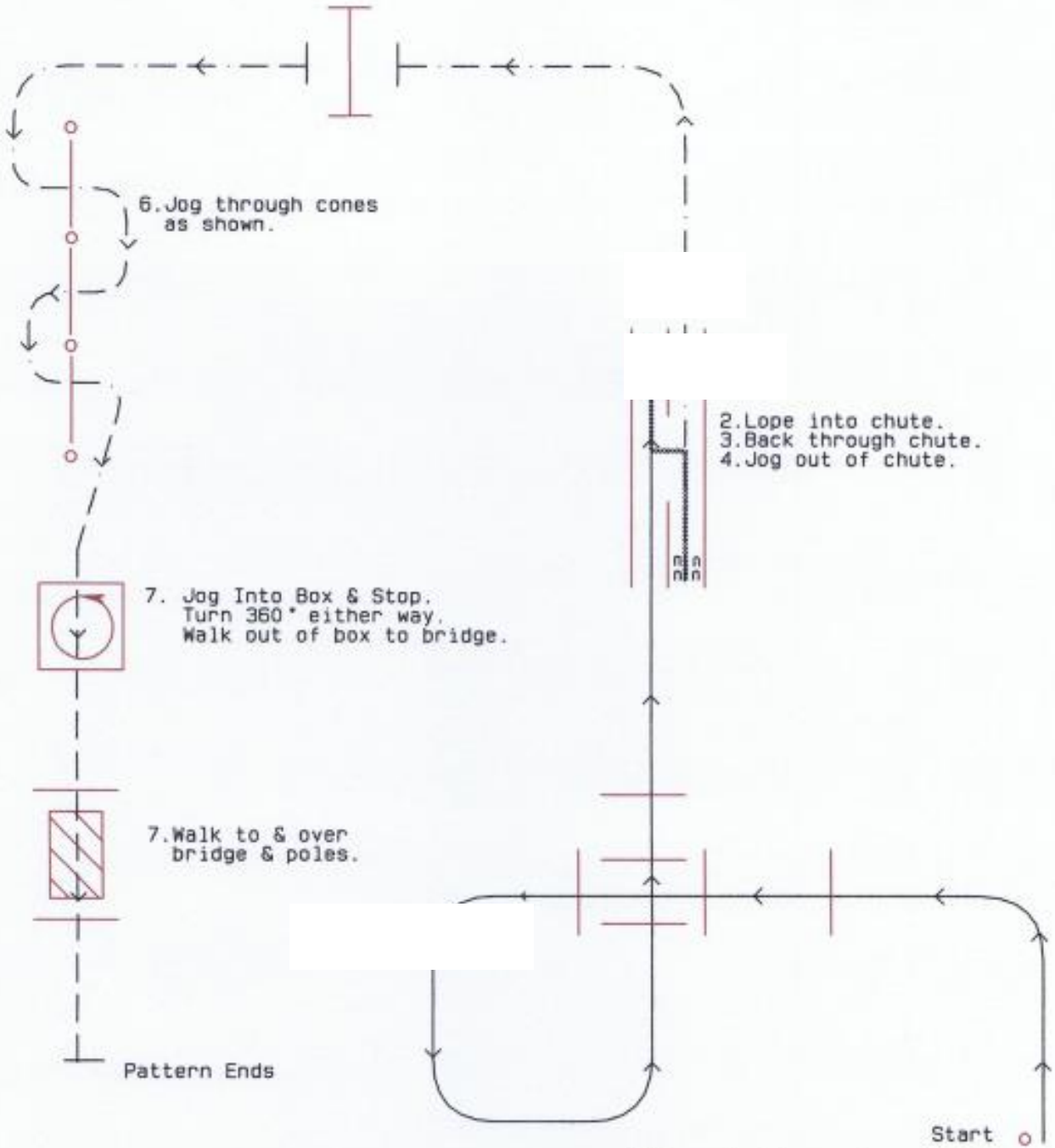


Warm Up Area

CLASS # 4 - 8

KEY	
←←←←←	LOPE
—————	BACK
- - - - -	JOG
- - - - -	WALK

5. Jog to Gate.
Work gate with right hand.
Jog to Serpentine.



6. Jog through cones as shown.

7. Jog Into Box & Stop.
Turn 360° either way.
Walk out of box to bridge.

7. Walk to & over bridge & poles.

2. Lope into chute.
3. Back through chute.
4. Jog out of chute.

1. Be ready @ cone. Lope Left.
Lead through poles as shown.

Warm Up Area

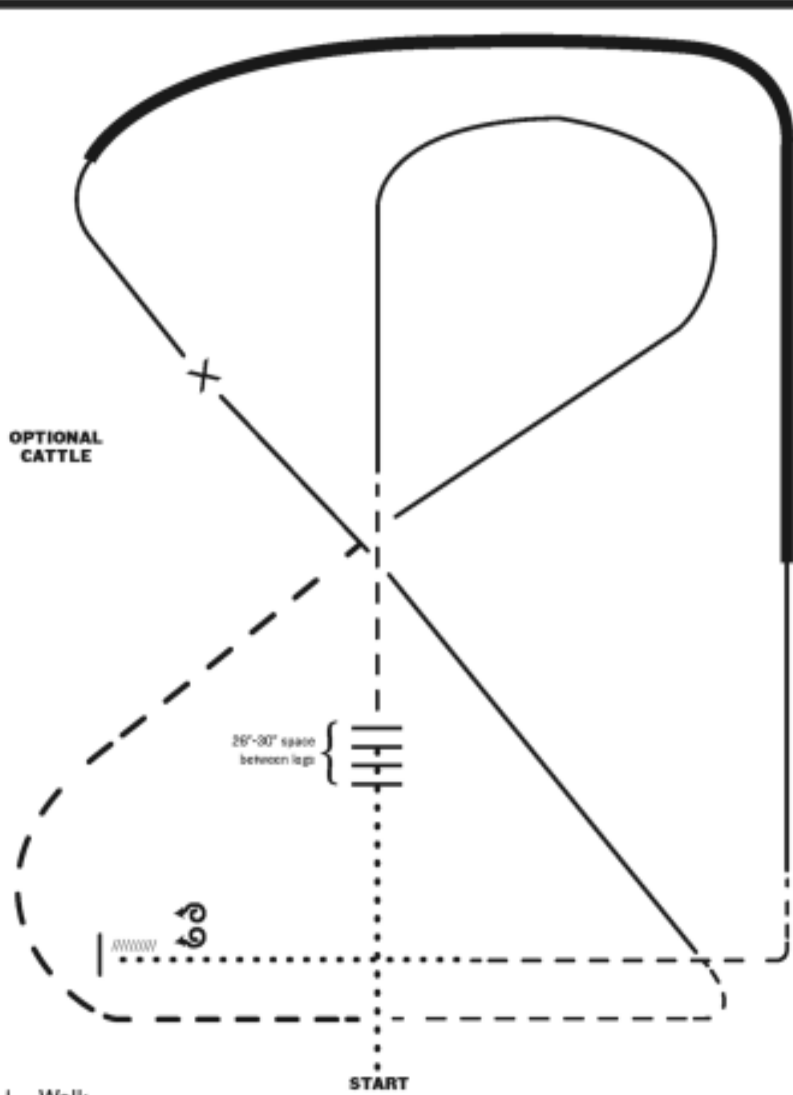
HCHA CLASS # 9 -12

Ranch Riding (W/T where loping- trot, where extended lope-extend tr

Show Date: 05-10-2024

www.HorseShowPatterns.com

www.HorseShowPatterns.com



1. Walk
2. Walk over logs
3. Trot
4. Lope right lead
5. Extended trot
6. Trot
7. Lope left lead
8. Change leads (simple or flying)
9. Right lead, extended lope
10. Collect Lope
11. Trot
12. Walk
13. Stop and back
14. 360 degree turn each direction (either direction 1st) (L-R or R-L)

Note: The drawn description of this pattern is only intended for the general depiction of the pattern. Exhibitors should utilize the arena space to best exhibit their horses.

[RR/AQHA-5]

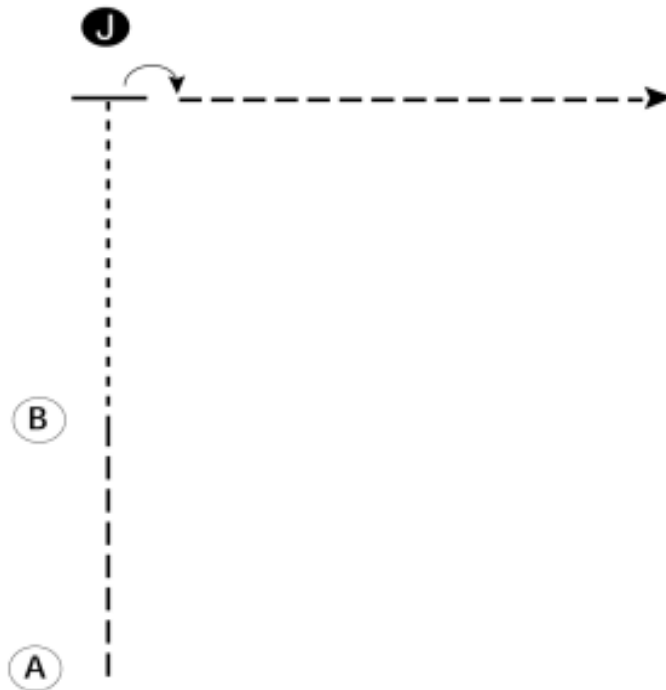
Pattern Provided by:

HCHA

Small fry/Walk only Showmanship (Complete pattern at walk)

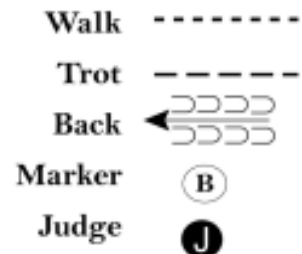
Show Date: 05-10-2024

CLASS # 53 & 54



Be ready at A.

1. Trot from A to B.
2. Walk from B to the judge.
3. Stop and set up for inspection.
4. When dismissed, turn 90 degrees.
5. Trot away from judge and follow the instructions of your ring steward.



[S/WT-10]

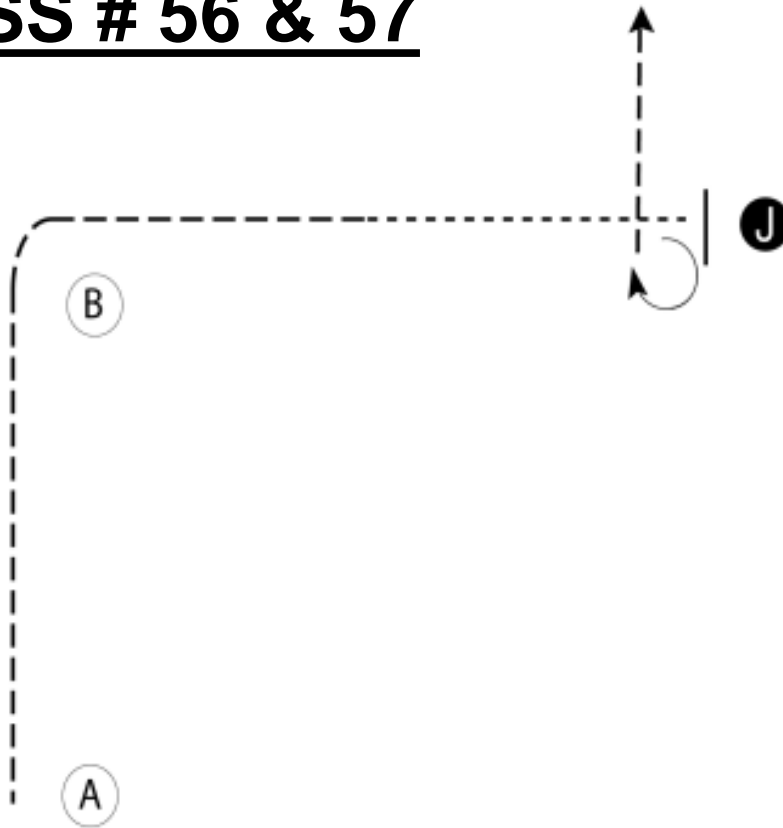
Pattern Provided by:

HCHA

Level 1 Am/Youth Showmanship

Show Date: 05-10-2024

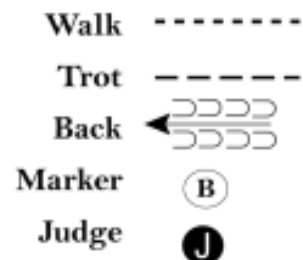
CLASS # 56 & 57



Be ready at A.

1. Trot from A around B and half way to the Judge.
2. Break to the walk.
3. Walk to the Judge and set up for inspection.
4. When dismissed, perform a 270 degree turn and trot straight away from the Judge.

Follow the instructions of your ring steward.



[S/1-33]

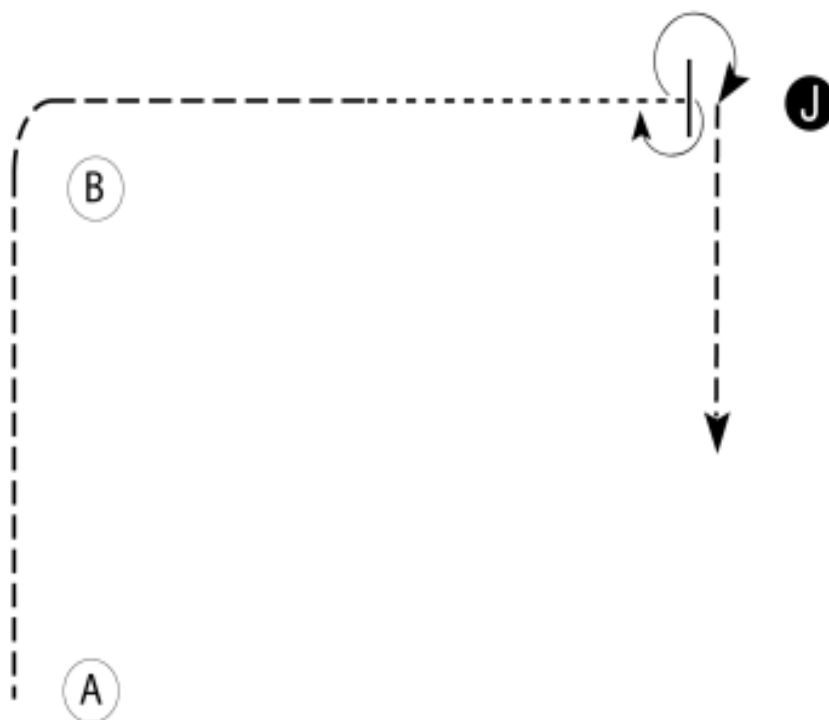
Pattern Provided by:

HCHA

Am/Select/Youth Showmanship

Show Date: 05-10-2024

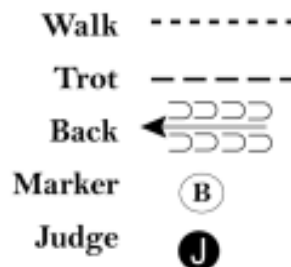
CLASS # 55 & 58 & 59



Be ready at A.

1. Trot from A around B and half way to the Judge.
2. Break to the walk. Walk to the Judge.
3. Stop and perform a 180 degree turn. Set up for inspection.
4. When dismissed, perform a 270 degree turn and trot straight away from the Judge.

Follow the instructions of your ring steward.

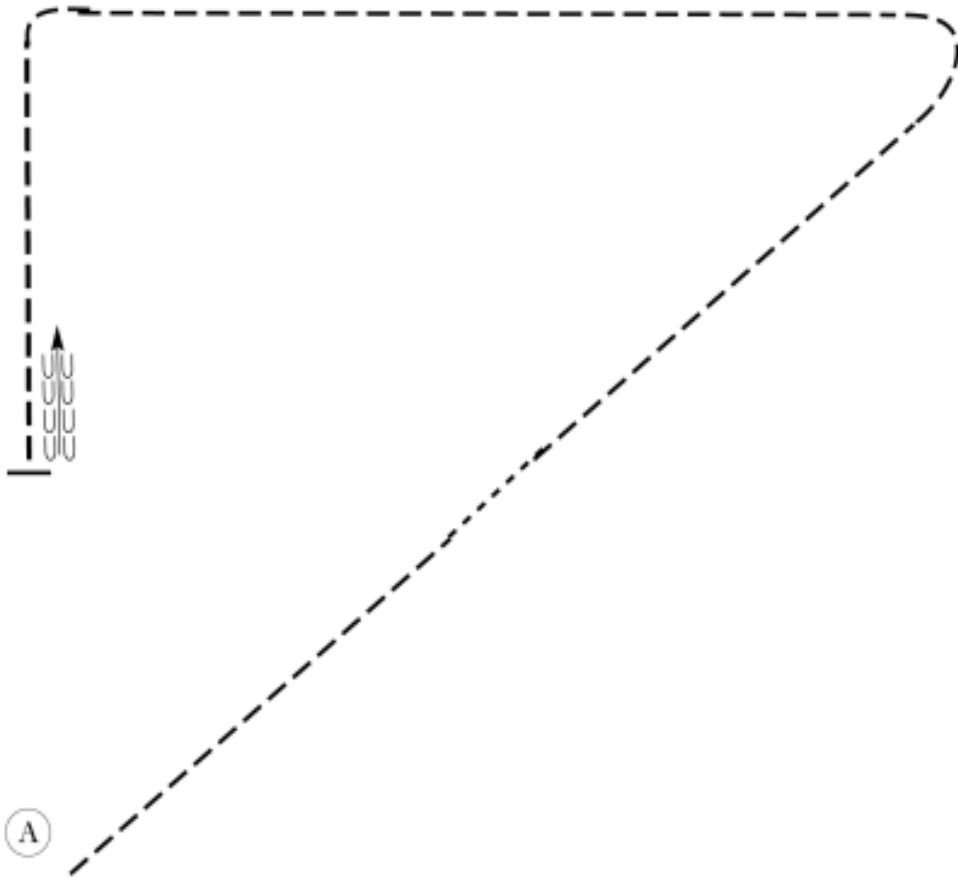


HCHA

Walk/Trot Eq

CLASS # 72 & 73

Show Date: 05-10-2024



Be ready at A.

1. Trot right diagonal.
2. Walk 10 steps.
3. Trot on the left diagonal to the corner.
4. Change diagonals and trot to next corner.
5. At corner, perform a sitting trot halfway to A.
6. Stop when halfway to A and back approximately one horse length.

Walk	-----
Trot	- - - - -
Extended Trot	— — — — —
Canter	—————
Leg Yield	
Lead Change	↙ ↘
Back	← ← ← ← ←
Marker	⊙ B
Sidepass	← ← ← ← ←
Hand Gallop	— — — — —

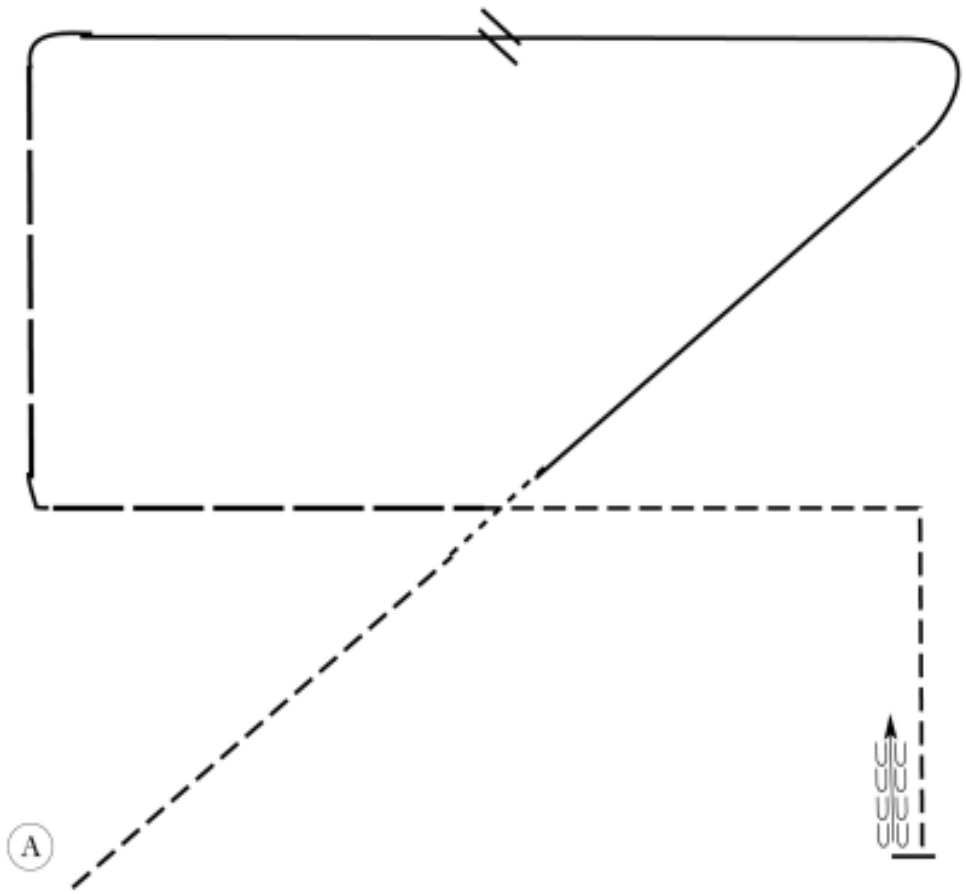
HCHA

Am/Select/Youth Eq

CLASS # 76 & 77 Show Date: 05-10-2024

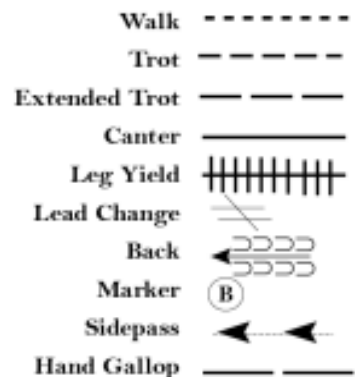
www.HorseShowPatterns.com

www.HorseShowPatterns.com



Be ready at A.

1. Trot right diagonal.
2. Walk 10 steps.
3. Canter on the right lead.
4. Change leads and continue on the left lead.
5. Hand gallop, crossing over your line.
6. Break to a trot remaining in the two point position.
7. Left diagonal after your corner until you are in line with A.
8. Stop and back and back approximately one horse length.



[HSE/2-106]

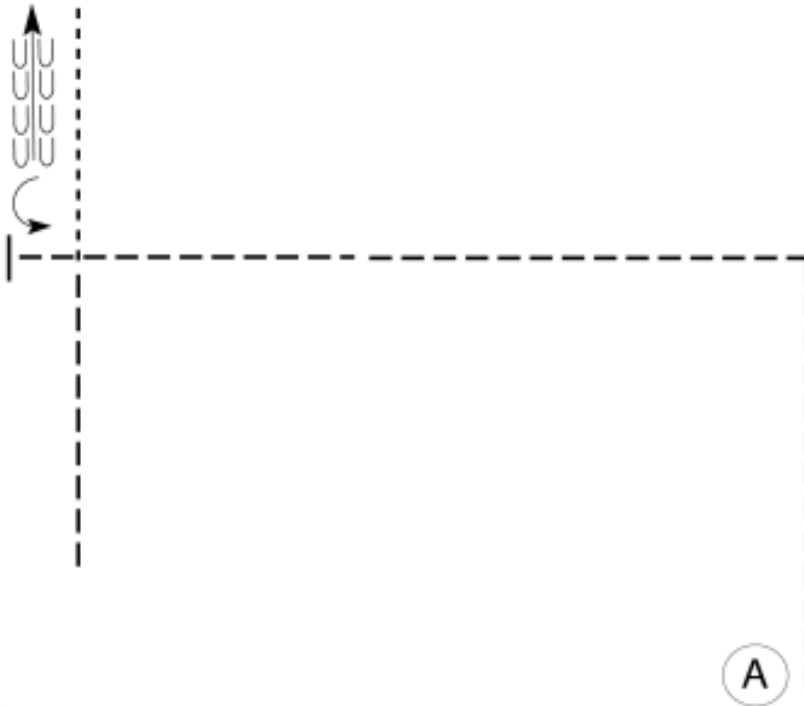
Pattern Provided by:

HCHA

Walk/Trot Horsemanship

Show Date: 05-10-2024

CLASS # 87 & 88



Be ready at A.

1. Perform a jog from A and a square corner toward center of pattern.
2. Continue the jog in a straight line.
3. Stop and perform a 1/4 turn to the left.
4. Back approximately one horse length
5. Walk until you cross your line.
6. Exit arena at a jog.

Walk	-----
Jog	- - - - -
Extended Jog	-----
Lope	-----
Lead Change	-----
Back	←-----
Marker	(B)

[WH/WT-104]

Pattern Provided by:

www.HorseShowPatterns.com

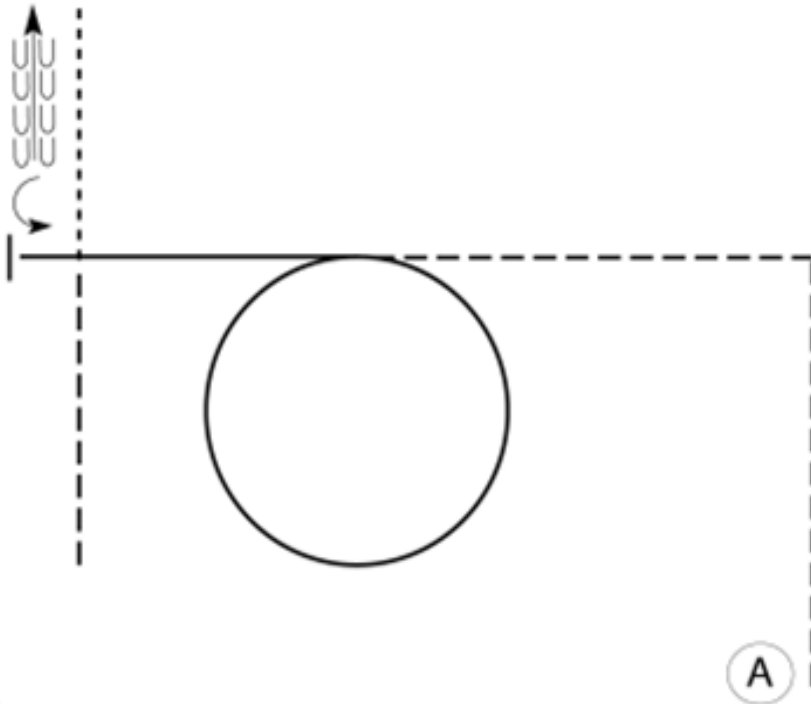
www.HorseShowPatterns.com

HCHA

Level 1 Am/Youth Horsemanship

Show Date: 05-10-2024

CLASS # 89 & 90



Be ready at A.

1. Perform a jog from A and a square corner toward center of pattern.
2. Lope a left lead circle.
3. Close the circle and continue loping on the left lead in a straight line.
4. Stop and perform a 1/4 turn to the left.
5. Back approximately one horse length.
6. Walk until you cross your line.
7. Exit arena at a jog.

Walk	-----
Jog	- - - - -
Extended Jog	— — — —
Lope	—————
Lead Change	
Back	
Marker	(B)

[WH/1-104]

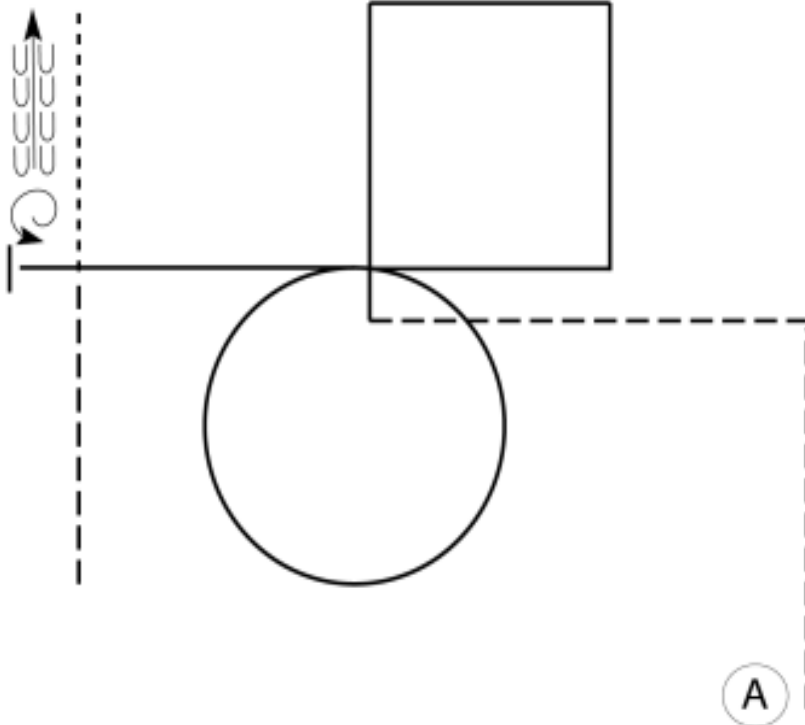
Pattern Provided by:

HCHA

Am/Select/Youth Horsemanship

Show Date: 05-10-2024

CLASS # 91 & 92



Be ready at A.

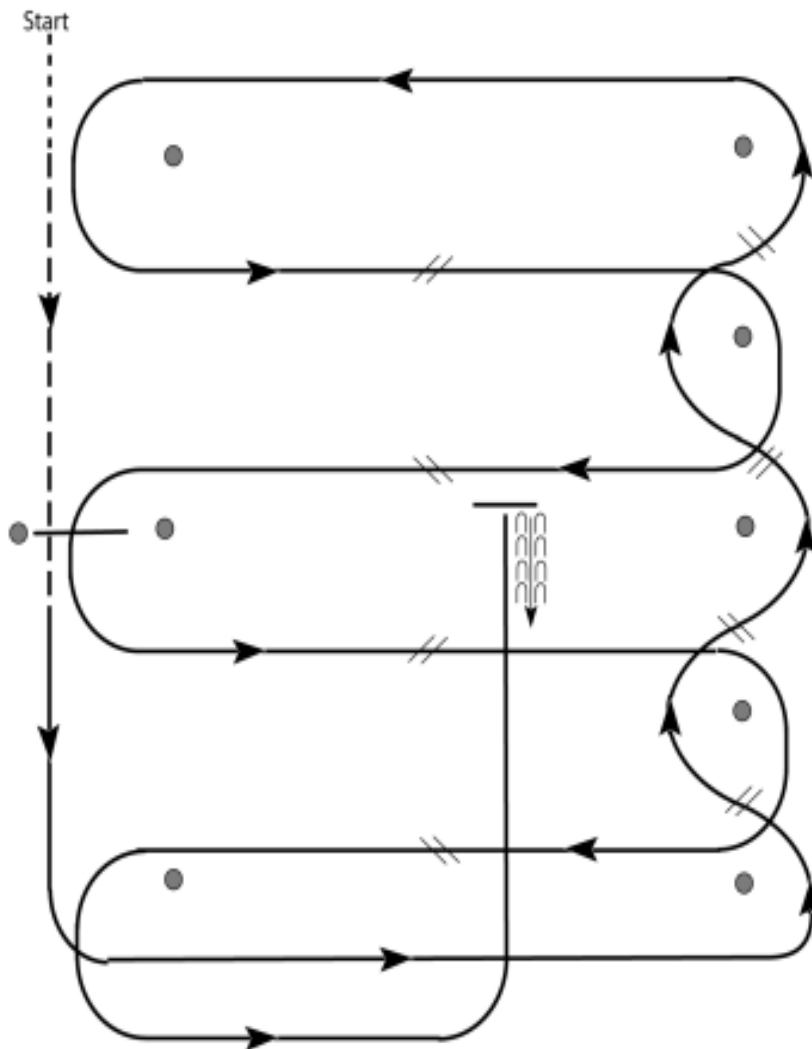
1. Perform a jog from A and a square corner toward center of pattern.
2. Make a square corner right at center.
3. Lope a right lead square.
4. Change leads at center and lope a left lead circle.
5. Close the circle and continue loping on the left lead in a straight line.
6. Stop and perform a 1 1/4 turn to the left.
7. Back 5 steps.
8. Walk until you cross your line.
9. Exit arena at a jog.

Walk	-----
Jog	- - - - -
Extended Jog	— — — —
Lope	—————
Lead Change	———/———
Back	← — — — —
Marker	Ⓚ

HCHA

All Western Riding

Show Date: 05-10-2024



1. Walk and jog over log.
2. Transition to lope and lope around end.
3. First line change.
4. Second line change.
5. Third line change.
6. Fourth line change and lope around the end of the arena.
7. First crossing change.
8. Second crossing change.
9. Lope over log.
10. Third crossing change.
11. Fourth crossing change.
12. Lope up the center, stop and back.

CLASS # 93 - 95